

Dynamic stress intensity factor of a finite crack based on a fractional differential model

Runtao Zhan¹, Zhaoxia Li²

Department of Engineering Mechanics, Southeast University,
 Jiangsu Key Laboratory of Engineering Mechanics, Sipailou 2, Nanjing, 210096, China

²Corresponding author

E-mail: ¹230129141@seu.edu.cn, ²zhxli@seu.edu.cn

(Accepted 24 July 2015)

Abstract. Fractional differential constitutive models are introduced for transient problem of Mode III finite length crack in a viscoelastic medium. The basic equations which govern the deformation behavior are converted to fractional wave-like equations. Integral transform method reduces the problem to Fredholm integral equation of second kind. Dynamics stress intensity factors of Mode III finite crack based on fractional differential constitutive are obtained by numerical solution of Fredholm integral equation.

Keywords: crack, fracture mechanics, dynamics, fractional calculus, wave.

1. Introduction

The increasing use of polymers and concrete demands an understanding of the response of cracked viscoelastic body to vibrational load. Rosakis et al. discovered cracks in a polymer, loaded under shear, propagate faster than the speed of shear waves [1]. Motivated by the experimental observations, it is desirable to make a study of cracks, loaded dynamically, in viscoelastic materials. Computation of the stress intensity factor (SIF) is one of the key tasks in fracture analysis. Dynamic stress intensity factors (DSIFs) of cracks imposed by dynamic load in viscoelastic materials have been explored by some researchers [2-6].

Previous work on DSIFs is mainly concerned with viscoelastic materials whose equation of motions are given in the form of wave equations, and constitutive equations are given in the form of various models of integer linear viscoelasticity, which are “integer differential” viscoelastic model and variations of them, however, they are not sufficiently accurate for more complex materials, i.e. some polymer. Recently the “fractional differential” models have been investigated for viscoelastic materials by a number of researchers [7, 8].

DSIFs of Mode III semi-infinite crack in a viscoelastic medium have been obtained by four parameters Bagley-Torvik fractional differential constitutive models [9]. This paper deal with the mode III finite length crack in a viscoelastic medium based on the fractional differential constitutive models.

2. Formulation of the problem

The basic equations of finite Mode III crack in viscoelastic medium consist of equation of motion as shown in Fig. 1.

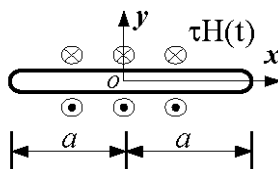


Fig. 1. Finite Mode III crack in a viscoelastic medium

$$\frac{\partial \sigma_{xz}}{\partial x} + \frac{\partial \sigma_{yz}}{\partial y} = \rho \frac{\partial^2 u_z}{\partial t^2}, \tag{1}$$

Strain-displacement relations:

$$\varepsilon_{xz} = \frac{1}{2} \frac{\partial u_z}{\partial x}, \quad \varepsilon_{yz} = \frac{1}{2} \frac{\partial u_z}{\partial y}, \quad (2)$$

and constitutive equations defined by extending the one-dimension Bagley-Torvik fractional differential model to two-dimension [10, 11]:

$$(1 + b_1 D^\alpha) \sigma_{xz} = 2\mu(1 + b_2 D^\beta) \varepsilon_{xz}, \quad (3)$$

$$(1 + b_1 D^\alpha) \sigma_{yz} = 2\mu(1 + b_2 D^\beta) \varepsilon_{yz}, \quad (4)$$

where α, β ($0 < \alpha, \beta < 1$) is the order of the fractional derivative and b_1, b_2 ($b_1, b_2 \geq 0$) are parameters. Obviously, when $b_1 = b_2 = 0$, Eqs. (3), (4) are equal to the linear elastic constitutive relationships.

There are various definitions of fractional integration and differentiation, such as Grunwald-Letnikov's definition, Riemann-Liouville's definition, Caputo's definition [12-14]. For the purpose of this paper, the Caputo's definition of fractional integration and differentiation will be used, taking the advantage of Caputo's approach that the initial conditions for fractional differential equations with Caputo's differentiation take on the same form as for integer-order differential equations [13, 14]:

$$D^\eta(f(t)) = \frac{\partial^\eta f}{\partial t^\eta} = \frac{1}{\Gamma(n-\eta)} \int_a^t \frac{f^{(n)}(\tau)}{(t-\tau)^{\eta+1-n}} d\tau, \quad (n-1 < \text{Re}(\eta) \leq n, n \in \mathbb{N}), \quad (5)$$

where the parameter η is the order of fractional differentiation.

The Laplace transform of $f(t)$ and its inverse formula are defined by:

$$\mathcal{L}[f(t)] = f^*(p) = \int_0^\infty f(t)e^{-pt} dt, \quad f(t) = \frac{1}{2\pi i} \int_{c-i\infty}^{c+i\infty} f^*(p)e^{pt} dt. \quad (6)$$

The Laplace transform of the Caputo's fractional derivative can be written as [14]:

$$\mathcal{L}\{D^\eta f(t)\} = p^\eta \mathcal{L}\{f(t)\} - \sum_{k=0}^{n-1} f^{(k)}(0) s^{\eta-k-1}. \quad (7)$$

Taking the derivation of the Eqs. (3), (4) with respect to x, y , we have:

$$(1 + b_1 D^\alpha) \frac{\partial \sigma_{xz}}{\partial x} = \mu(1 + b_2 D^\beta) \frac{\partial^2 u_z}{\partial x^2}, \quad (8)$$

$$(1 + b_1 D^\alpha) \frac{\partial \sigma_{yz}}{\partial y} = \mu(1 + b_2 D^\beta) \frac{\partial^2 u_z}{\partial y^2}. \quad (9)$$

The fractional wave-like equation can be obtained [9]:

$$(1 + b_2 D^\beta) \nabla^2 u_z = \frac{1}{c^2} \left(\frac{\partial^2 u_z}{\partial t^2} + b_1 \frac{\partial^{2+\alpha} u_z}{\partial t^{2+\alpha}} \right), \quad (10)$$

where $c = \sqrt{\mu/\rho}$.

For the finite length crack, the boundary conditions are:

$$u_z(x, 0, t) = 0, \quad |x| > a, \quad t > 0, \tag{11}$$

$$\sigma_{yz}(x, 0, t) = -\tau H(t), \quad |x| < a, \quad t > 0, \tag{12}$$

$$\sigma_{ij}(x, y, t) = 0, \quad \sqrt{x^2 + y^2} \rightarrow \infty, \quad t > 0, \tag{13}$$

where τ is the amplitude of the anti-plane shear load, $H(t)$ is Heaviside unit step function and crack length is $2a$.

The initial conditions are:

$$u_z(x, y, 0) = 0, \quad \left. \frac{\partial u_z(x, y, t)}{\partial t} \right|_{t=0} = 0. \tag{14}$$

3. Dynamic stress intensity factors

Taking the Laplace transform of the Eq. (10) with respect to t , we have [9]:

$$\nabla^2 u_z^* = \left(\frac{\xi p}{c} \right)^2 u_z^*, \tag{15}$$

where $\xi^2 = 1 + b_1 p^\alpha / (1 + b_2 p^\beta)$, ($\xi > 0$).

The Fourier transform and its inverse transform is:

$$\bar{f}(s) = \int_{-\infty}^{\infty} f(x) e^{isx} dx, \quad f(x) = \frac{1}{2\pi} \int_{-\infty}^{\infty} \bar{f}(s) e^{-isx} ds. \tag{16}$$

Taking the Fourier transform of the Eq. (15) with respect to x , we have:

$$\frac{d^2 \bar{u}_z^*(s, y, p)}{dy^2} = \left[\left(\frac{\xi p}{c} \right)^2 + s^2 \right] \bar{u}_z^*(s, y, p). \tag{17}$$

The solution to the Eq. (17) by applying the boundary condition Eq. (13) is:

$$\bar{u}_z^*(s, y, p) = C(s, p) e^{-\gamma y}, \tag{18}$$

where $\gamma^2 = (\xi p/c)^2 + s^2$, ($\gamma > 0$).

The Laplace transform to Eqs. (11) and (12) gives by using the symmetry:

$$u_z^*(x, 0, p) = 0, \quad x > a, \tag{19}$$

$$\sigma_{yz}^*(x, 0, p) = -\frac{\tau}{p}, \quad 0 < x < a. \tag{20}$$

Taking the inverse Fourier cosine transform of the Eq. (18), we have [15]:

$$u_z^*(x, y, p) = \frac{2}{\pi} \int_0^{\infty} C(s, p) e^{-\gamma y} \cos(sx) ds. \tag{21}$$

Eqs. (19) and (21) can be applied to lead to:

$$\int_0^{\infty} C(s, p) \cos(sx) ds = 0. \tag{22}$$

The Laplace transform to Eq. (9) with applying the Eq. (2) leads to:

$$(1 + b_1 p^\alpha) \sigma_{yz}^* = (1 + b_2 p^\beta) \frac{\partial u_z^*}{\partial y}. \quad (23)$$

From Eq. (20) and (23), we find:

$$\int_0^\infty \gamma C(s, p) \cos(sx) ds = \frac{\pi \tau (1 + b_1 p^\alpha)}{2 \mu p (1 + b_2 p^\beta)}. \quad (24)$$

Eqs. (20) and (23) form a pair of dual integral equations. The function $C(s, p)$ is defined by:

$$C(s, p) = \frac{\pi \tau (1 + b_1 p^\alpha) a^2}{2 \mu p (1 + b_2 p^\beta)} \int_0^1 \sqrt{\zeta} \Phi_3^*(\zeta, p) J_0(sa\zeta) d\zeta. \quad (25)$$

The dual integral equations can be solved by a Fredholm integral equation of the second kind [15]:

$$\Phi_3^*(\zeta, p) + \int_0^1 K(\zeta, \eta, p) \Phi_3^*(\eta, p) d\eta = \sqrt{\zeta}, \quad (26)$$

where:

$$K(\zeta, \eta, p) = \int_0^\infty \left\{ \left[s^2 + \left(\frac{\xi p a}{c} \right)^2 \right]^{\frac{1}{2}} - s \right\} J_0(s\zeta) J_0(s\eta) ds = K(\zeta, \eta, p), \quad (27)$$

where J_0 is a zero order Bessel function. Fredholm integral equation Eq. (26) is treated by the composite Simpson of rules to obtain $\Phi_3^*(1, p)$, the numerical solution to Eq. (26) can be found in Appendix $\Phi_3^*(1, p)$ is function of $c/\xi p a$ which can be seen in Fig. 2.

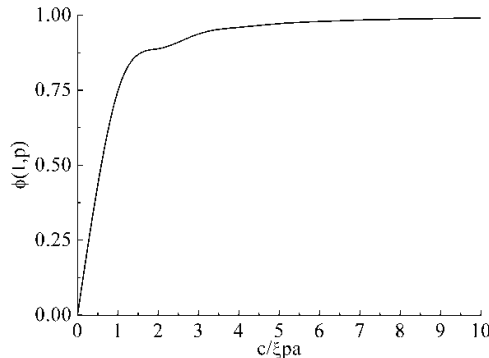


Fig. 2. Solution of Fredholm equation for finite Mode III crack

The DSIF of cracked viscoelastic body can be found [15]:

$$K_3(t) = \mathcal{L}^{-1} \left(\frac{\Phi_3^*(1, p)}{\xi p} \right) \tau \sqrt{\pi a} = \mathcal{L}^{-1} \left(\frac{(1 + b_2 p^\beta)^{\frac{1}{2}} \Phi_3^*(1, p)}{(1 + b_1 p^\alpha)^{\frac{1}{2}} p} \right) \tau \sqrt{\pi a}. \quad (28)$$

From Eq. (1), the viscoelastic DSIF is equal to elastic DSIF when $1 + b_1 p^\alpha = 1 + b_2 p^\beta$. The Miller and Guy numerical inverse Laplace transform is used for Eq. (1).

4. Numerical results

Let $K_3^\#(t) = K_3/\tau\sqrt{\pi a}$. Numerical results for the dynamic SIF were obtained for 4 cases:

- Case a: $b_1 = b_2 = 8, \beta = 0.5, \alpha = 0.25, 0.5, 0.75$.
- Case b: $b_1 = b_2 = 8, \alpha = 0.5, \beta = 0.25, 0.5, 0.75$.
- Case c: $\alpha = \beta = 0.5, b_1 = 8, b_2 = 4, 8, 12$.
- Case d: $\alpha = \beta = 0.5, b_2 = 8, b_1 = 4, 8, 12$.

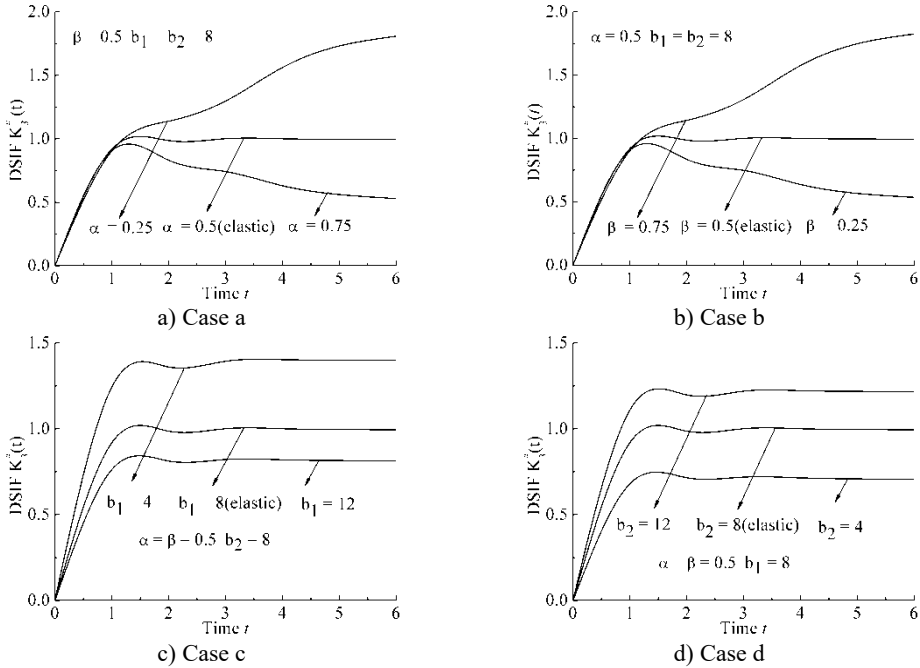


Fig. 3. Viscoelastic DSIF time history for different cases

As shown in Fig. 3(a)-Fig. 3(d), DSIFs are proportional to the parameters β, b_2 , and inversely proportional to the parameters α, b_1 .

As shown in Fig. 3(a)-Fig. 3(b), The fractional differential order have strong effects on the viscoelastic DSIF after DSIF curves reach the peak of time history curve. When fractional order $\alpha > \beta$, the curve is negative gradient, while when $\alpha < \beta$, the curve is positive gradient after the peak of DSIF time history.

As shown in Fig. 3(c)-Fig. 3(d), parameters b_1, b_2 have little effect on the gradient of the DSIF curves after peak of DSIF curve.

5. Conclusion

Bagley-Torvik fractional differential model are introduced to obtain a fractional wave-like equation for finite Mode III crack. Bifurcation phenomenon of viscoelastic DSIF can be observed by choosing appropriate fractional differential order α, β . Parameters b_1, b_2 have some effect on amplitude of viscoelastic DSIF curve but little effect on the gradient of viscoelastic DSIF after the peak of the DSIF curve.

References

[1] Rosakis A., Samudrala O., Coker D. Cracks faster than the shear wave speed. Science, Vol. 284, 1999, p. 1337-1340

- [2] **Willis J.** Crack propagation in viscoelastic media. *Journal of the Mechanics and Physics of Solids*, Vol. 15, 1967, p. 229-240.
- [3] **Walton J. R.** Dynamic energy release rate for a steadily propagating antiplane shear crack in a linearly viscoelastic body. *Journal of Applied Mechanics, Transactions ASME*, Vol. 54, 1987, p. 635-641.
- [4] **Walton J. R.** Dynamic energy release rate for a steadily propagating mode I crack in an infinite, linearly viscoelastic body. *Journal of Applied Mechanics, Transactions ASME*, Vol. 57, 1990, p. 343-353.
- [5] **Walton J. R.** On a dynamically accelerating dugdale-zone in elastic and viscoelastic material. *Journal of the Mechanics and Physics of Solids*, Vol. 44, 1996, p. 1353-1370.
- [6] **Khalmanova D., Walton J. R.** Dynamic steady-state crack propagation in a transversely isotropic viscoelastic body. *International Journal of Fracture*, Vol. 131, 2005, p. 107-129.
- [7] **Rossikhin Y., Shitikova M.** Applications of fractional calculus to dynamic problems of linear and nonlinear hereditary mechanics of solids. *Applied Mechanics Review*, Vol. 50, 1997, p. 15-67.
- [8] **Rossikhin Y., Shitikova M.** Application of fractional calculus for dynamic problems of solid mechanics: novel trends and recent results. *Applied Mechanics Review*, Vol. 63, 2010, p. 1-52.
- [9] **Zhan R. T., Li Z. X., Wang L.** A fractional differential constitutive model for dynamic stress intensity factors of an anti-plane crack in viscoelastic materials. *Acta Mechanica Sinica*, Vol. 30, 2014, p. 403-409.
- [10] **Bagley R. L., Torvik P. J.** Fractional calculus – a different approach to the analysis of viscoelastically damped structures. *AIAA Journal*, Vol. 21, 1983, p. 741-748.
- [11] **Bagley R. L., Torvik P. J.** Fractional calculus in the transient analysis of viscoelastically damped structures. *AIAA Journal*, Vol. 23, 1985, p. 918-925.
- [12] **Oldham K. B., Spanier J.** *Fractional Calculus: Theory and Applications, Differentiation and Integration to Arbitrary Order.* Academic Press, New York, London, 1974.
- [13] **Caputo M.** Linear models of dissipation whose Q is almost frequency independent – II. *Geophysical Journal International*, Vol. 13, 1967, p. 529-539.
- [14] **Podlubny I.** *Fractional Differential Equation.* Academic Press, New York, 1999.
- [15] **Sih G. C.** *Elastodynamic Crack Problems.* Leyden, Noordhoff, 1977.
- [16] **Miller M. K., Guy J. W. T.** Numerical inversion of the Laplace transform by use of Jacobi polynomials. *SIAM Journal on Numerical Analysis*, Vol. 3, 1966, p. 624-635.

Appendix

From Eq. (26), we have:

$$\int_0^1 K(\zeta, \eta, p) \Phi_3^*(\eta, p) d\eta = \sqrt{\zeta} - \Phi_3^*(\zeta, p). \quad (29)$$

The composite Simpson of rules is:

$$\int_0^1 f(x) dx = \frac{h}{3} \left[f(0) + 4 \sum_{i=1}^{n/2} f(x_{2i-1}) + 2 \sum_{i=2}^{n/2} f(x_{2i-2}) + f(1) \right], \quad (30)$$

where $h = 1/n$, $x_i = ih$, and in the paper, n is equal to 4 and thus h is equal to 0.25.

To begin with, the parameters ζ , η are given by:

$$\begin{aligned} \zeta &= ih, \quad i = 0, 1, 2, 3, 4, \\ \eta &= jh, \quad j = 0, 1, 2, 3, 4. \end{aligned} \quad (31)$$

The Fredholm integral Eq. (2) can be converted to a system of linear algebraic equations. Then the $\Phi_3^*(1, p)$ can be computed by the system of linear algebraic equations.